

Scaled data based on original data using
LM-79-08 Approved Method: Electrical and Photometric Measurements of Solid-
State Lighting Products

Test Report Prepared for
Cooper Lighting Solutions
(formerly Eaton)

Brand: STREETWORKS

Report Number: P317125

Luminaire Tested: **GAN-SA1C-740-U-RW**

Issue Date: 3/3/2020

Test Information

Test Method: LM-79-08
Report Number: P317125
TEST IS SCALED FROM IESNA LM-79-08 TEST DATA (G2-1903-205-7)
Test Lab: INNOVATION CENTER
Issue Date: 3/3/2020
Manufacturer: COOPER LIGHTING SOLUTIONS (FORMERLY EATON)
Product Line: STREETWORKS
Catalog Number: GAN-SA1C-740-U-RW
Description: GALLEON AREA AND ROADWAY LUMINAIRE
(1) 70 CRI, 4000K, 1050mA LIGHTSQUARE WITH 16 LEDS AND RECTANGULAR WIDE OPTICS
Light Source: -
Ballast/Driver: ELECTRONIC DRIVER

Summary

Lumens per Lamp: N/A
Luminaire Lumens: 7570 lumens
Efficiency: N/A
Efficacy: 128.3 lumens/watt
Luminous Opening: Rectangular (W 0.5' x L: 0.5' x H: 0')
IES Classification: Type III - Short
BUG Rating: B3 - U0 - G3

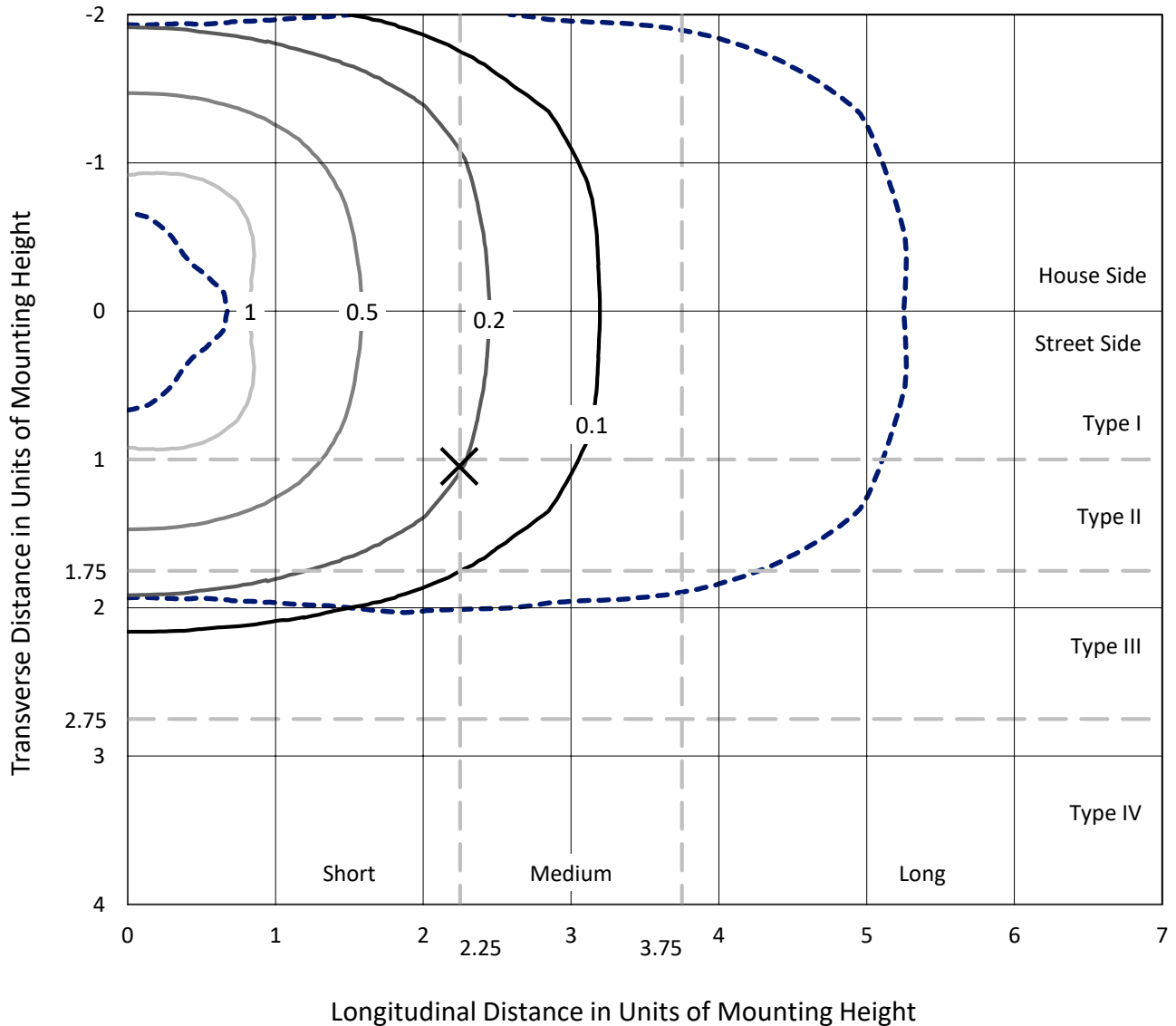
Input Watts (W): 59
Input Voltage (V): NR
Input Current (Ain): NR
Voltage Rise (V): NR
Power Factor: NR
Total Harmonic Distortion (THDi): NR
Frequency (hertz): 60
Stabilization Time: NR
Operation Time: NR
Ambient Temperature (°C): NR
Test Distance: 24 FT



REPORT NUMBER: P317125
 CATALOG NUMBER: GAN-SA1C-740-U-RW

Iso-Footcandle Lines of Horizontal Illumination

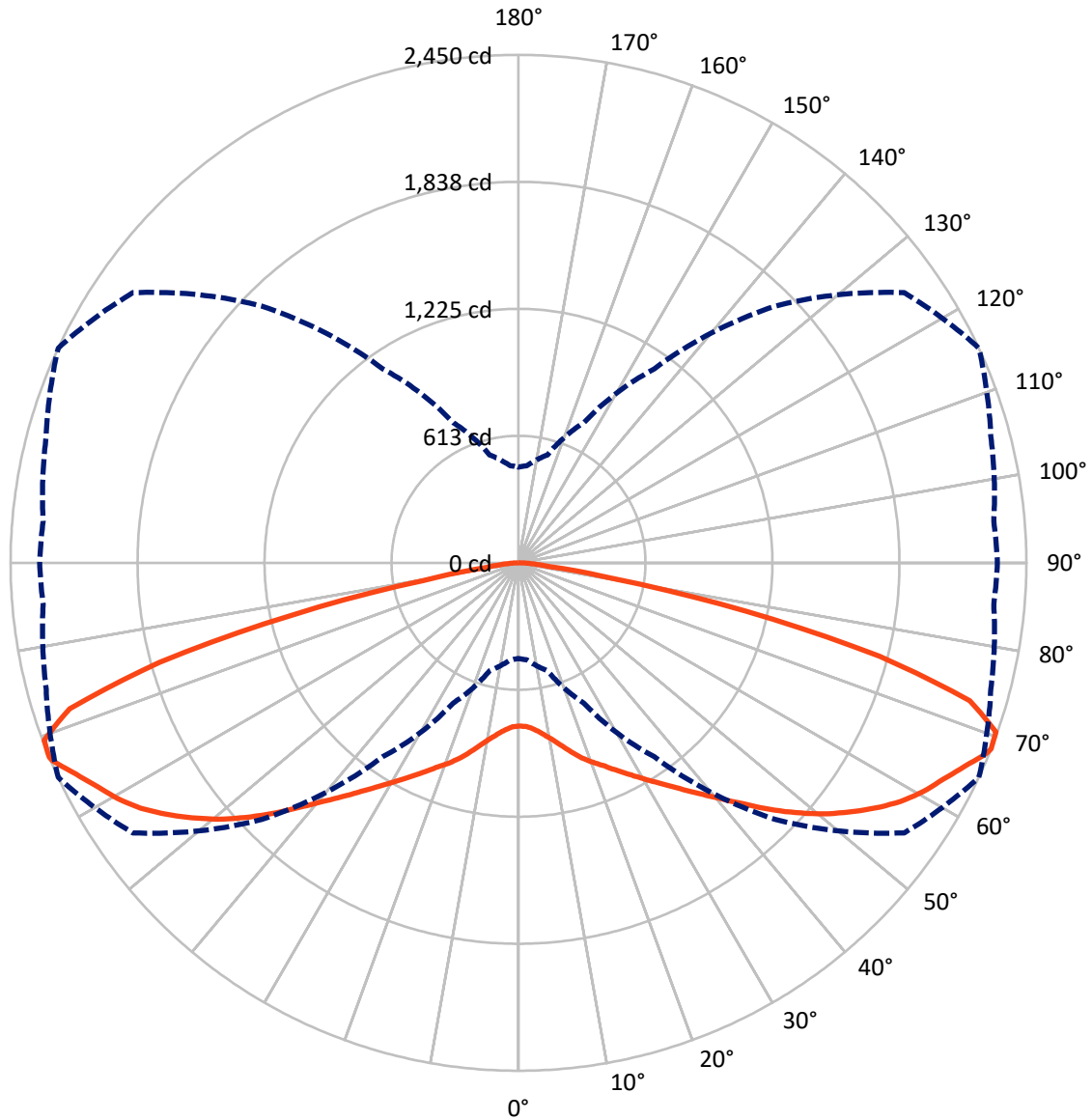
× Max cd
 - - - 1/2 Max cd



Based on 25 foot mounting height. Maximum calculated value = 1.4 fc
 Type III - Short - N/A

REPORT NUMBER: P317125
CATALOG NUMBER: GAN-SA1C-740-U-RW

Luminous Intensity Polar Plot



— Vertical Plane Through 65-Deg Lateral - - - Horizontal Cone Through 68-Deg Vertical

REPORT NUMBER: P317125
 CATALOG NUMBER: GAN-SA1C-740-U-RW

FLUX DISTRIBUTION:

		Downward	Upward	Total
House Side	Lumens	3785.0	0.0	3785.0
	% Fixture	50.0	0.0	50.0
Street Side	Lumens	3785.0	0.0	3785.0
	% Fixture	50.0	0.0	50.0
Total	Lumens	7570.0	0.0	7570.0
	% Fixture	100.0	0.0	100.0

ZONAL LUMENS:

Zone	Lumens	% Fixture
0°-10°	77.1	1.0
10°-20°	258.0	3.4
20°-30°	503.1	6.6
30°-40°	845.2	11.2
40°-50°	1331.7	17.6
50°-60°	1780.9	23.5
60°-70°	1731.3	22.9
70°-80°	946.4	12.5
80°-90°	96.3	1.3
90°-100°	0.0	0.0
100°-110°	0.0	0.0
110°-120°	0.0	0.0
120°-130°	0.0	0.0
130°-140°	0.0	0.0
140°-150°	0.0	0.0
150°-160°	0.0	0.0
160°-170°	0.0	0.0
170°-180°	0.0	0.0
0°-90°	7570.0	100.0
0°-180°	7570.0	100.0

Coefficient of Utilization

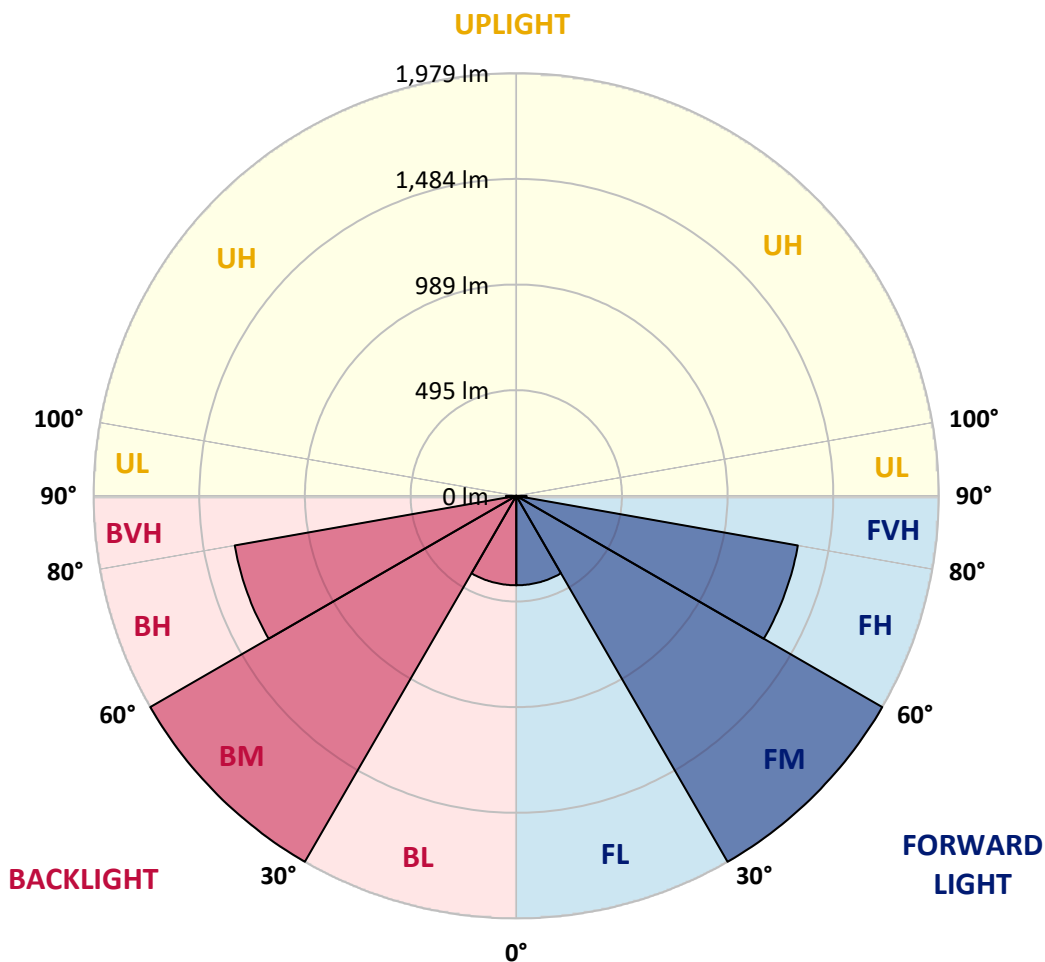


REPORT NUMBER: P317125
 CATALOG NUMBER: GAN-SA1C-740-U-RW

LUMINAIRE CLASSIFICATION SYSTEM LUMEN TABLE AND BUG RATING:

Zone	Lumens	% Fixture	Zone Rating/Lumen Limit		
			B	U	G
FL (0°-30°)	419.1	5.5			
FM (30°-60°)	1978.9	26.1			
FH (60°-80°)	1338.8	17.7			G1/1800
FVH (80°-90°)	48.1	0.6			G1/100
BL (0°-30°)	419.1	5.5	B1/500		
BM (30°-60°)	1978.9	26.1	B2/2500		
BH (60°-80°)	1338.8	17.7	B3/2500		G3/2500
BVH (80°-90°)	48.1	0.6			G1/100
UL (90°-100°)	0.0	0.0		U0/0	
UH (100°-180°)	0.0	0.0		U0/0	

BUG Rating: B3-U0-G3
 Type III Short





REPORT NUMBER: P317125
 CATALOG NUMBER: GAN-SA1C-740-U-RW

CANDELA DISTRIBUTION (FULL):

	0°	5°	15°	25°	35°	45°	55°	65°	75°	85°	90°
0°	787.1	787.1	787.1	787.1	787.1	787.1	787.1	787.1	787.1	787.1	787.1
2.5°	781.5	781.8	783.0	784.6	785.8	789.1	789.9	791.2	791.7	792.9	792.9
5°	774.7	775.2	778.2	782.3	786.8	795.0	800.8	807.4	810.7	814.3	814.0
7.5°	773.9	775.2	779.5	786.1	793.7	807.2	819.3	832.5	841.4	849.5	849.0
10°	781.8	783.8	789.9	799.8	811.2	828.0	846.0	863.8	879.2	891.7	892.2
12.5°	793.7	796.2	805.9	820.9	838.1	859.7	881.0	901.1	922.4	940.9	942.4
15°	809.4	812.7	827.2	849.5	875.9	901.6	924.4	945.0	969.6	995.2	997.8
17.5°	832.8	837.4	856.4	886.6	921.4	949.5	973.4	988.9	1009.4	1035.8	1040.7
20°	868.3	874.2	898.3	934.3	976.7	1006.2	1024.4	1027.7	1037.9	1061.5	1067.1
22.5°	914.5	919.6	946.5	989.4	1036.9	1068.8	1078.5	1065.3	1064.3	1083.3	1088.6
25°	966.0	970.6	1001.8	1050.1	1101.1	1136.4	1136.1	1110.5	1092.7	1107.4	1113.0
27.5°	1023.9	1031.0	1061.0	1111.7	1166.3	1201.1	1199.1	1159.5	1125.7	1129.5	1134.3
30°	1090.4	1098.3	1127.5	1179.0	1233.6	1267.6	1265.0	1212.8	1162.0	1151.8	1155.4
32.5°	1172.9	1182.3	1210.0	1260.7	1309.0	1339.7	1332.3	1270.6	1205.7	1183.6	1186.9
35°	1272.2	1277.7	1306.9	1356.9	1396.0	1417.1	1401.6	1337.6	1261.0	1234.3	1234.3
37.5°	1372.7	1377.0	1409.7	1458.2	1496.0	1507.2	1477.0	1411.0	1333.3	1295.5	1296.3
40°	1469.1	1480.8	1517.6	1567.4	1604.7	1607.7	1567.6	1494.8	1413.8	1374.7	1379.3
42.5°	1569.9	1581.3	1625.2	1681.6	1714.6	1719.6	1672.7	1588.7	1504.7	1472.9	1478.0
45°	1659.7	1668.9	1719.6	1785.1	1826.2	1839.4	1783.9	1696.3	1602.9	1571.9	1573.2
47.5°	1722.4	1734.4	1790.2	1867.4	1927.3	1947.6	1893.0	1801.1	1699.6	1662.0	1665.3
50°	1779.3	1785.6	1842.2	1926.5	2002.7	2044.5	1997.8	1904.7	1797.3	1757.5	1761.0
52.5°	1811.0	1819.1	1874.0	1961.8	2051.9	2119.4	2091.0	1997.8	1891.7	1852.9	1857.2
55°	1788.9	1795.0	1860.8	1969.7	2082.4	2165.6	2169.9	2089.0	1984.4	1950.4	1962.6
57.5°	1688.4	1696.0	1776.2	1918.9	2086.2	2196.8	2229.3	2173.5	2070.9	2043.3	2050.4
60°	1531.3	1536.1	1621.7	1782.1	2012.0	2209.8	2267.1	2242.5	2155.7	2128.0	2137.7
62.5°	1251.3	1258.4	1360.7	1575.7	1855.4	2171.4	2303.7	2299.6	2234.6	2209.3	2217.9
65°	855.4	867.8	981.0	1252.9	1614.1	2054.2	2336.9	2366.1	2304.4	2272.5	2283.9
67.5°	516.5	525.7	607.6	827.2	1235.1	1817.6	2302.7	2441.8	2353.7	2302.2	2311.6
68°	461.7	470.1	538.6	746.5	1142.5	1750.9	2271.5	2450.4	2359.0	2301.7	2310.0
70°	279.0	284.5	330.5	461.4	761.7	1388.9	2058.5	2443.3	2393.0	2308.8	2313.6
72.5°	181.7	183.5	191.1	236.8	389.1	776.7	1545.0	2276.8	2444.1	2350.1	2349.4
75°	151.0	150.0	150.8	156.1	191.9	340.6	902.8	1798.6	2329.8	2284.9	2268.9
77.5°	127.7	126.9	126.7	126.9	128.4	164.5	391.9	1120.4	1782.8	2021.2	2035.4
80°	103.3	102.3	105.6	104.1	99.5	102.3	164.2	466.0	840.4	904.1	847.3
82.5°	75.1	71.3	85.5	81.5	77.7	72.1	90.6	150.5	200.5	137.6	96.7
85°	57.9	53.8	65.0	62.4	53.3	36.8	53.8	73.6	81.2	46.4	36.6
87.5°	23.6	24.9	47.0	37.1	31.2	17.8	22.1	29.4	39.6	19.8	15.2
90°	0.0	0.0	0.0	0.0	0.0	0.0	0.0	0.0	0.0	0.0	0.0

(END OF REPORT)